

## LINKING VERBS

This is a COMPLETE list of the principal linking verbs of the English language. You may choose to use them all, or just the first 12, or however many you want your children to learn.



[www.TheWiseNest.com](http://www.TheWiseNest.com)

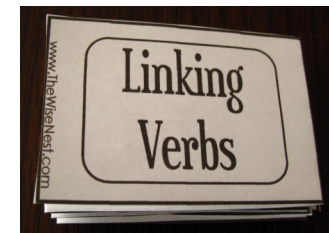
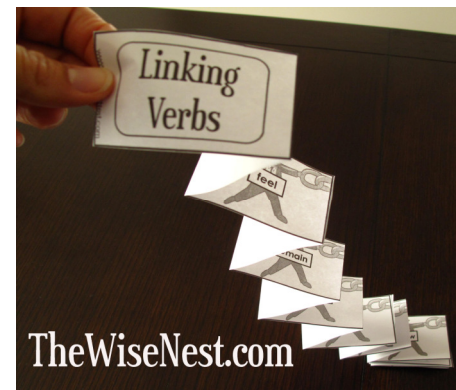
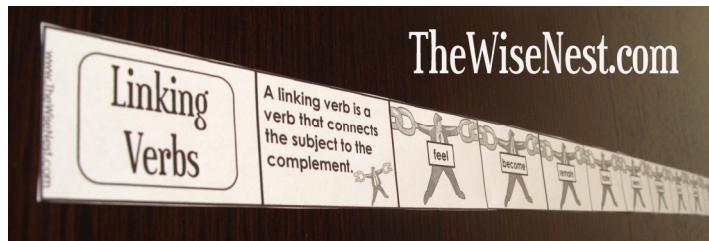
Cut out the strips and glue together to make a long “chain”.

You can teach four verbs at a time and glue a segment of the “chain” every week in order to build anticipation. Kids enjoy watching the chain get longer and longer.

After we read, study and recite the verbs, we fold the chain back and forth to make a little book in accordion style. Kids love folding it and then opening it and watch it “grow”.

You can have students color the box that shows each verb as a way to highlight which verbs they are learning. When they are all colored in, that means they have learned ALL the verbs. :)

Here’s an example of the finished product:



To watch a video go to:

<https://www.youtube.com/watch?v=UQd7Izdr5TQ>

Thank you for downloading this file! I hope it can be useful to your family!

If you would like to share, please share a link to my blog or to the page that hosts these files. Please do not link directly to just the PDF files. Please do not sell or host these files anywhere else.

Created by Grismar @ [www.TheWiseNest.com](http://www.TheWiseNest.com) © 2013

Graphics from [www.graphicsfactory.com](http://www.graphicsfactory.com)  
Written information from <http://simple.wikipedia.org>

# Linking Verbs

A linking verb is a verb that connects the subject to the complement.



feel

glue next segment here

become

remain

taste

glue next segment here

seem

appear

look

glue next segment here

