

DISTRIBUTIVE LAW FOR ADDITION




www.TheWiseNest.com

Print out the first page as a visual and show it to your child as you read the story about the three little friends.

Cut out the pictures and the letters and practice the formula with your child several times.

Glue the pictures and the letters on the correct spot and recite the formula.

Answer Key



$$a (b+c) = ab + ac$$

Thank you for downloading this file! I hope it can be useful to your family!

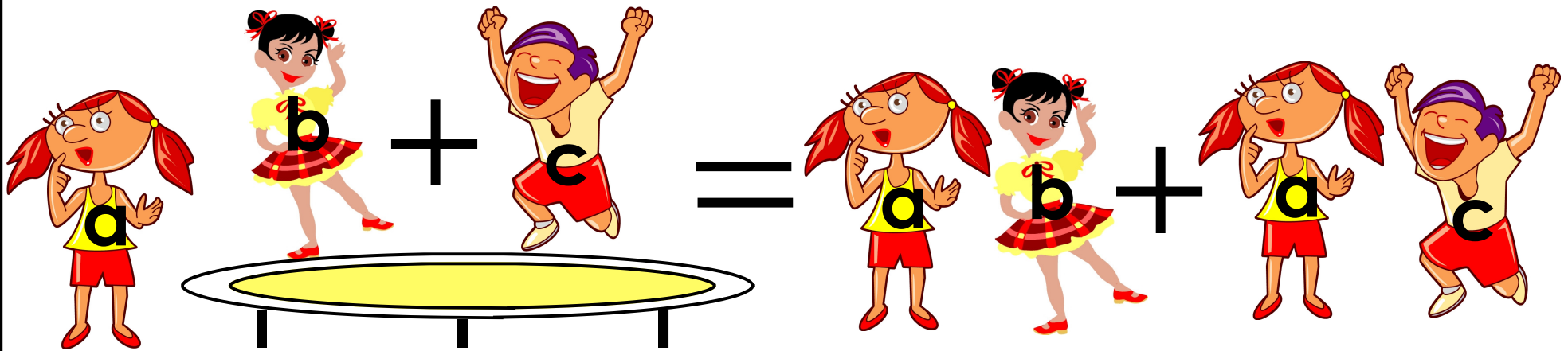
If you would like to share, please share a link to my blog or to the page that hosts these files. Please do not link directly to just the PDF files. Please do not sell or host these files anywhere else.

Created by Grismar @ www.TheWiseNest.com © 2013

Images from: www.graphicsfactory.com

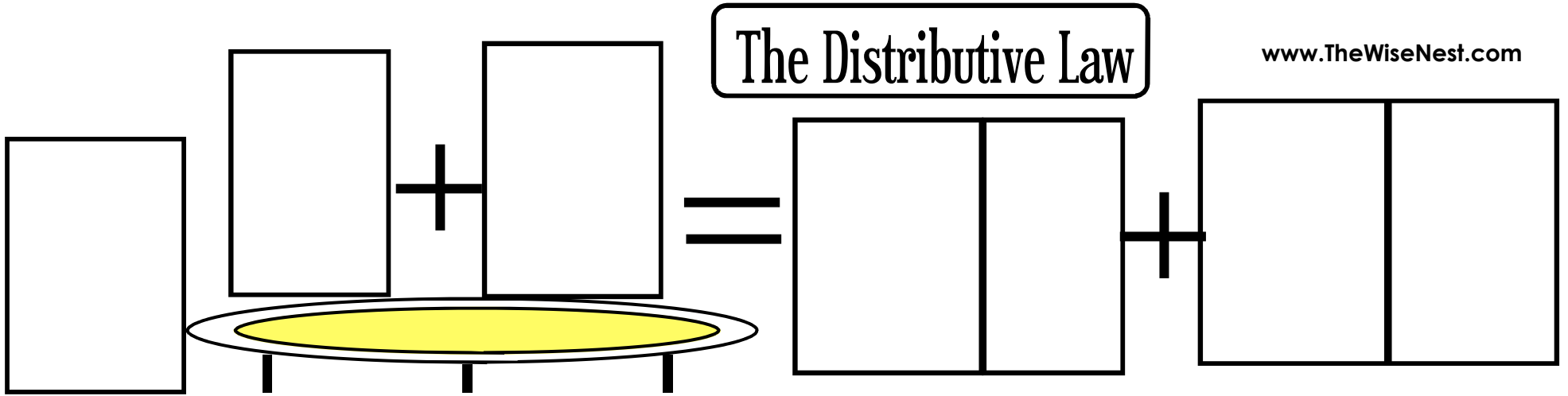
The Distributive Law

Little a, Little b and Little c went outside to play. Little b and Little c got on the trampoline, but Little a did not fit. Little a got sad and she started to worry about Little b and Little c not being her friends anymore. But they told her: Don't worry Little a, even though you are not on the trampoline with us, we are all still friends. You are friends with Little b and you are friends with Little c too. We are all friends, it is always the same!




$$a (b + c) = ab + ac$$

The Distributive Law



$$\square \left(\square + \square \right) = \square \square + \square \square$$



a

b

c

a b

a c