



PHONEME SEGMENTATION

Phoneme Segmentation is an important skill your child needs to master in order to lay a good foundation for the Reading & Writing process.

Use the caterpillar sheet to give your child an opportunity to practice this skill.

You will need three tokens, quarters, poker chips, etc., anything that your child can place in the caterpillar's body and then manipulate as they slide them down.

Ask your child to say the word, then segment it by moving/sliding a token down for each sound they hear and finish off by saying the word again as they slide their finger from left to right.

Please visit our website to watch a video on how to use this sheet.

Thank you for downloading this file! I hope it can be useful to your family!

If you would like to share, please share a link to my blog or to the page that hosts these files.

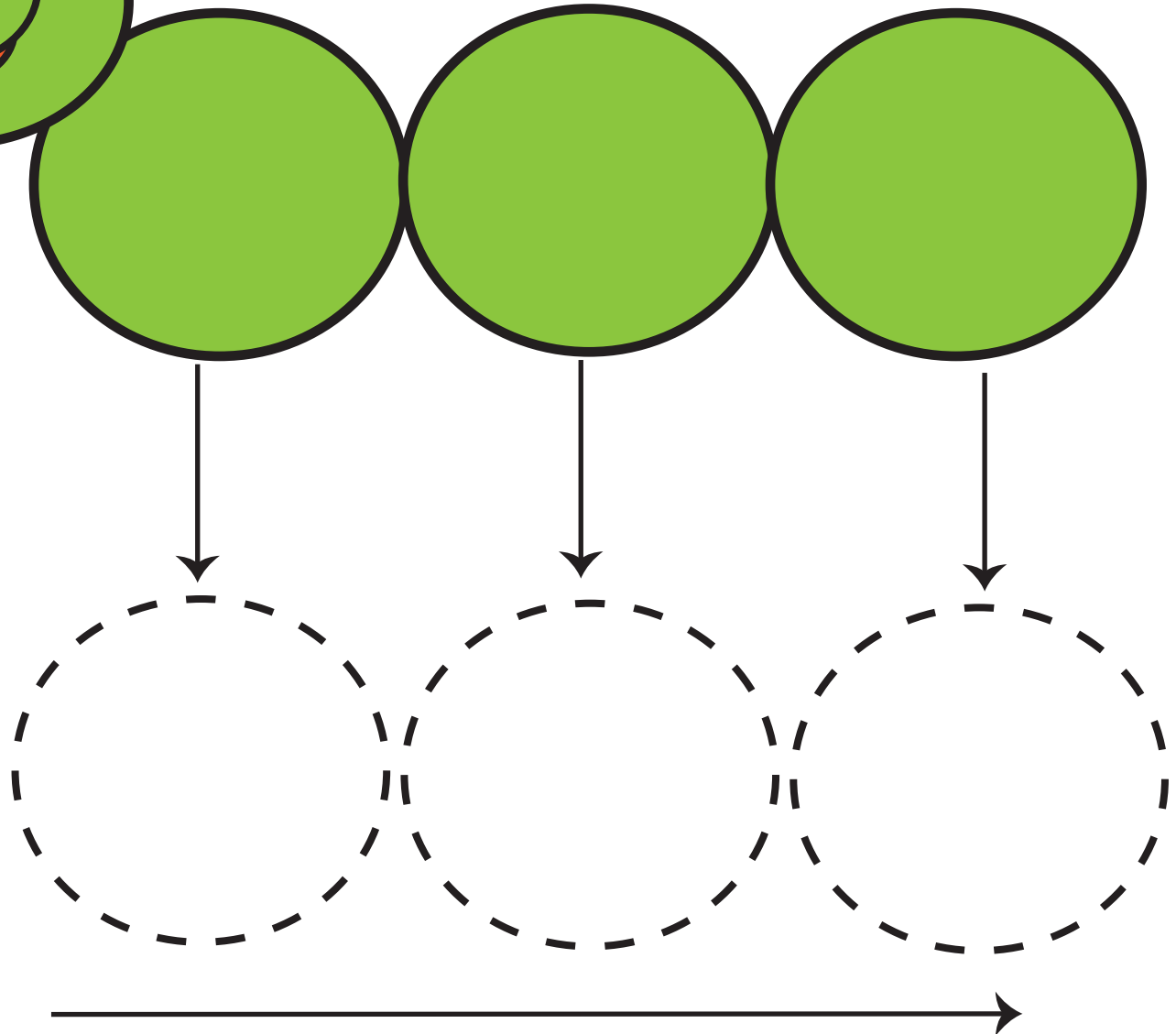

Please do not link directly to just the PDF files. Please do not host or sell these files anywhere else.








© Created by Grismar @ TheWiseNest.com

Images from graphicsfactory.com



Mr. Caterpillar is hungry. Help him say each sound in the word so he can eat the apple.
Move your tokens as you say each sound.
Finish by saying the word again, sliding your finger from left to right.





Answer Key

bug

pig

mop

hat

hen

bat

sun

bed

bug